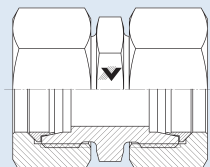
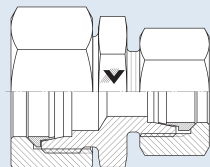
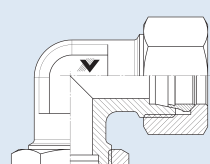
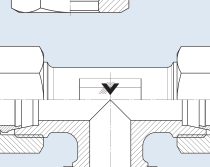
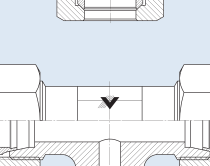
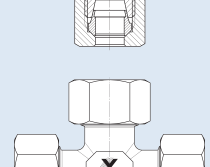


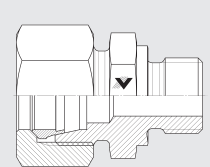
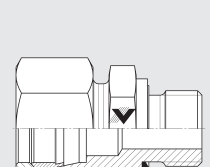

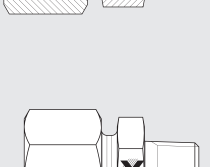
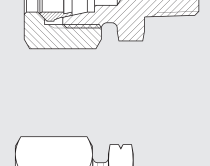
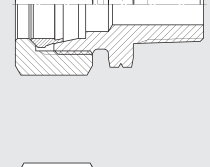
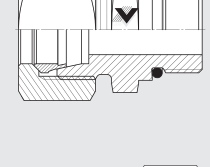
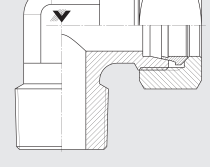
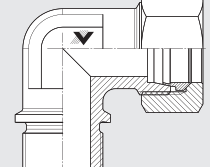
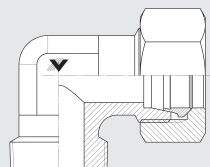
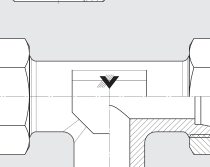
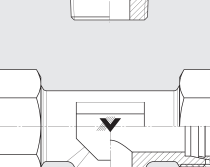
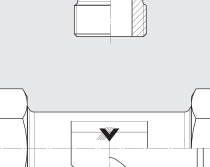
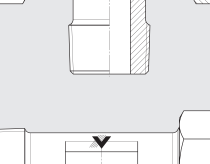
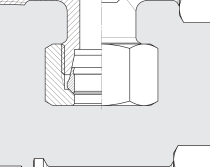
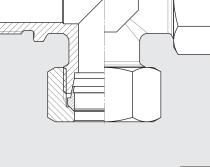
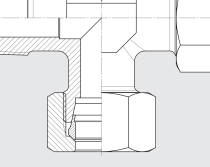
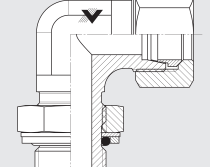
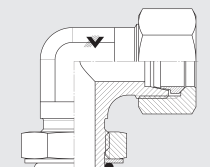
DIN Fittings

DIN 2353 METRIC BITE-TYPE FITTINGS AND ADAPTERS BY VOLZ

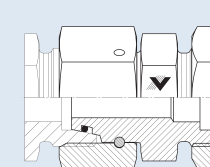
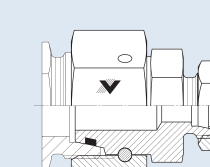
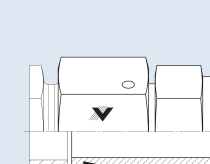
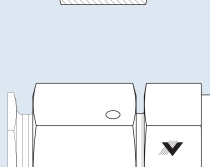
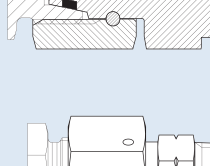
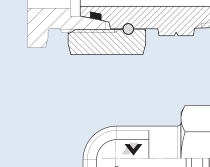
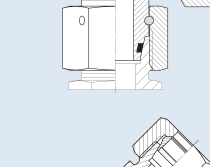
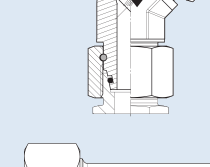
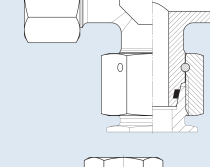
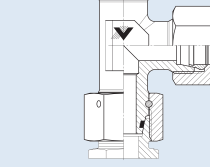
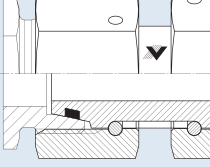
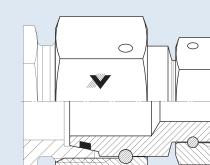
Cutting Ring Fittings

-  **GV**
■ Straight Coupling
24° Flareless/24° Flareless
-  **GRV**
■ Straight Reducer
24° Flareless/24° Flareless
-  **WV**
■ Equal Elbow
24° Flareless/24° Flareless
-  **TV**
■ Equal Tee
24° Flareless
-  **TRV**
■ Tee Reducer
24° Flareless
-  **KV**
■ Equal Cross
24° Flareless

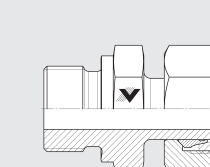

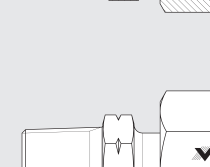
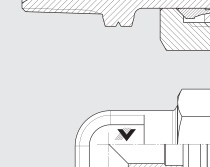
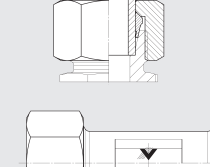
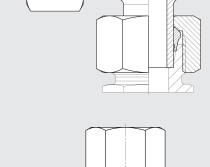
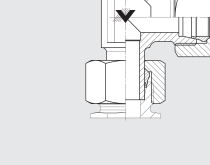
Male Connectors

-  **GEV R/M**
■ Male Stud Connector
24° Flareless/ BSPP or Metric Parallel - Metallic Seal
-  **GEV R/M - WD**
■ Male Stud Connector
24° Flareless/ BSPP or Metric Parallel - Elastomer Seal
-  **GEV M - ODR**
■ Male Stud Connector
24° Flareless / ISO 6149
-  **GEV R/M - keg.**
■ Male Stud Connector
24° Flareless / BSPT or Metric Taper
-  **GEV NPT**
■ Male Stud Connector
24° Flareless / NPT
-  **GEV UNF/UN**
■ Male Stud Connector
24° Flareless / SAE ORB
-  **WEV R/M - keg.**
■ Male Stud Elbow
24° Flareless / BSPT or Metric Taper
-  **WEV R/M - zyl.**
■ Male Stud Elbow
24° Flareless / BSPP or Metric Parallel - Metallic Seal
-  **WEV NPT**
■ Male Stud Elbow
24° Flareless / NPT
-  **TEV R/M - keg.**
■ Male Stud Branch Tee
24° Flareless / BSPT or Metric Taper
-  **TEV R/M - zyl.**
■ Male Stud Branch Tee
24° Flareless / BSPP or Metric Parallel - Metallic Seal
-  **TEV NPT**
■ Male Stud Branch Tee
24° Flareless / NPT
-  **LEV R/M - keg.**
■ Male Stud Barrel Tee
24° Flareless / BSPT or Metric Taper
-  **LEV R/M - zyl.**
■ Male Stud Barrel Tee
24° Flareless / BSPP or Metric Parallel - Metallic Seal
-  **LEV NPT**
■ Male Stud Barrel Tee
24° Flareless / NPT
-  **WEE R/M**
■ Adjustable Elbow with lock nut
24° Flareless / BSPP ORR or Metric Parallel ORR
-  **WEE UNF/UN**
■ Adjustable Elbow with lock nut
24° Flareless / SAE ORB
-  **VEE**
■ Adjustable 45° Elbow with lock nut
-  **TEE**
■ Adjustable Tee with lock nut

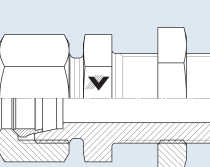
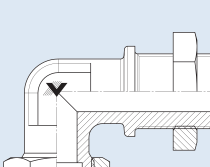
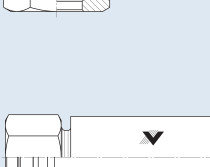
24° Swivel Connectors

-  **GEDV**
■ Distance Piece
Flareless Swivel/24° Flareless
-  **REDV**
■ Straight Reducer
Flareless Swivel/24° Flareless
-  **EGVD R/M**
■ Swivel Connector
Flareless Swivel/BSPP or Metric Parallel - Metallic Seal
-  **EGVD R/M - WD**
■ Swivel Connector
Flareless Swivel/BSPP or Metric Parallel - Elastomer Seal
-  **EGVD NPT**
■ Swivel Connector
Flareless Swivel/NPT
-  **EWVD**
■ Swivel Nut Elbow
Flareless Swivel/24° Flareless
-  **EWVD 45°**
■ Swivel Nut 45° Elbow
Flareless Swivel/24° Flareless
-  **ETVD**
■ Swivel Nut Branch Tee
Flareless Swivel/24° Flareless
-  **ELVD**
■ Swivel Nut Barrel Tee
Flareless Swivel/24° Flareless
-  **EDKV**
■ Swivel Union
Flareless Swivel/Flareless Swivel
-  **EDKRV**
■ Swivel Union
Flareless Swivel/Flareless Swivel
-  **EGVD BSPP - f**
■ Swivel Connector
Flareless Swivel/BSPP Female

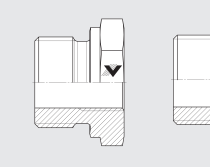
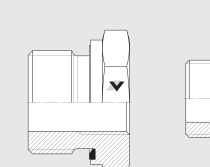
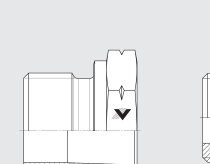
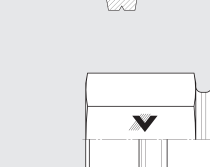
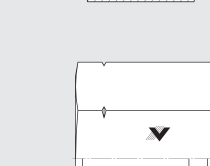
Standpipe Connectors

-  **EGV R/M**
■ Straight Standpipe
Adjustable Standpipe/BSPP or Metric Parallel - Metallic Seal
-  **EGV R - WD**
■ Straight Standpipe
Adjustable Standpipe/BSPP or Metric Parallel - Elastomer Seal
-  **EGV NPT**
■ Straight Standpipe
Adjustable Standpipe/NPT
-  **EWW**
■ Standpipe Elbow
Adjustable Standpipe/24° Flareless
-  **ETV**
■ Standpipe Branch Tee
Adjustable Standpipe/24° Flareless
-  **ELV**
■ Standpipe Run Tee
Adjustable Standpipe/24° Flareless
-  **KORV**
■ Standpipe Reducer
Adjustable Standpipe/24° Flareless

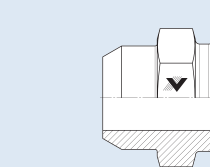
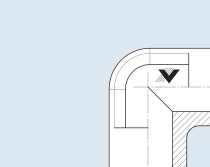
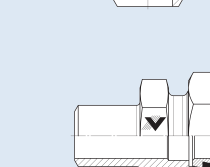
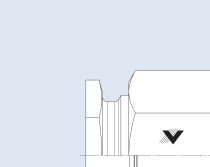
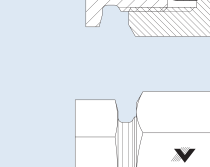
Bulkhead Couplings

-  **GSV**
■ Bulkhead Union
24° Flareless/24° Flareless
-  **WSV**
■ Bulkhead Elbow Coupling
24° Flareless/24° Flareless
-  **ESV**
■ Straight Weld Bulkhead
24° Flareless/24° Flareless

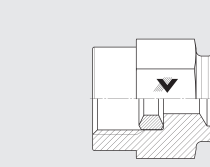
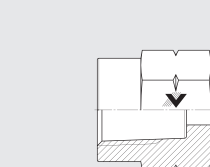
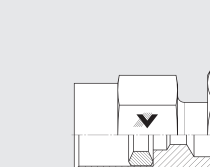
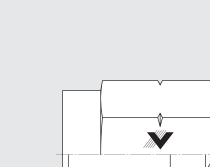
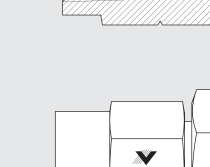
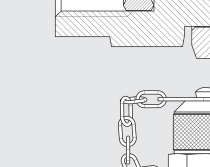
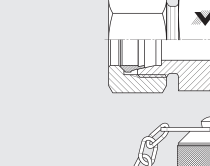
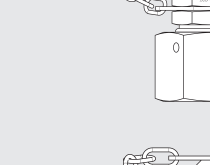
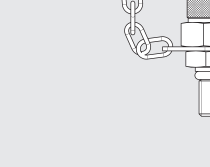
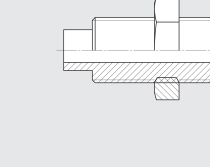
Straight Reducers

-  **RI**
■ Straight Reducer
BSPP/Female BSPP - Metallic Seal
-  **RI WD**
■ Straight Reducer
BSPP/Female BSPP - Elastomer Seal
-  **RI BSPP - NPT-f**
■ Straight Reducer
BSPP/Female NPT - Metallic Seal
-  **GAIV R/M**
■ Straight Female Connector
Female BSPP or Female Metric Parallel/24° Flareless
-  **GAIV NPT**
■ Straight Female Connector
Female NPT/24° Flareless

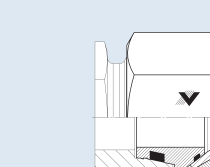
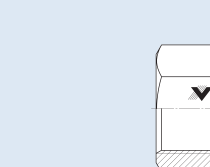
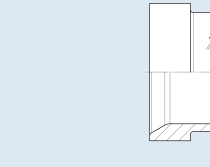

Weld Connectors

-  **GASV**
■ Straight Weld Coupling
24° Flareless/Butt Weld
-  **WASV**
■ Elbow Weld Coupling
24° Flareless/Butt Weld
-  **ASKV**
■ Straight Weld Coupling for tubes
24° Flareless/Butt Weld
-  **SKA**
■ Straight Weld Nipple for tubes
24° Flareless/Butt Weld
-  **SKAR**
■ Straight Reducing Weld
Nipple for tubes
24° Flareless/Butt Weld

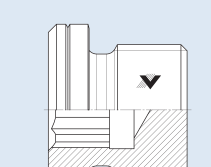
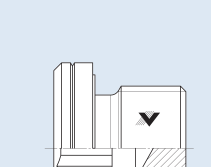
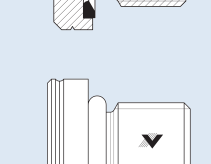
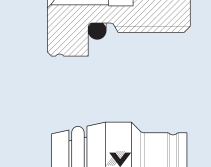
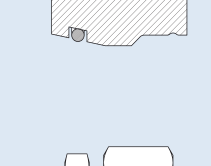
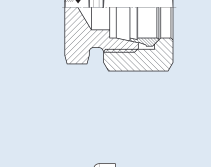
Diagnostic Equipment

-  **MAV R**
■ Pressure Gauge Connector
24° Flareless/Female BSPP - Internal Metallic Seal
-  **MAV NPT**
■ Pressure Gauge Connector
24° Flareless/Female NPT
-  **MAEV R**
■ Pressure Gauge Standpipe
Adjustable Standpipe/Female BSPP - Internal Metallic Seal
-  **MAEV NPT**
■ Pressure Gauge Standpipe
Adjustable Standpipe/Female NPT
-  **MAVD R**
■ Pressure Gauge Connector
Flareless Swivel/Female BSPP - Internal Metallic Seal
-  **GMA 3**
■ Straight Test Point Connector
24° Flareless/24° Flareless
-  **VKA 3**
■ Test Point
Flareless Swivel
-  **EMA 3**
■ Test Point
BSPP or Metric Parallel
-  **MAV MA 3**
■ Test Point Pressure Gauge
Connector
-  **SMA 3**
■ Test Point High Pressure
Hose Connector

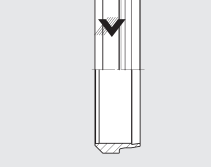
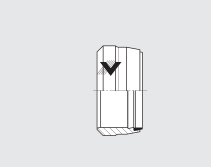
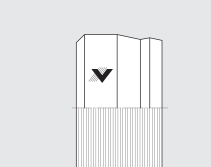
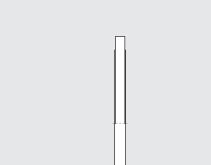
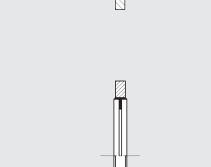
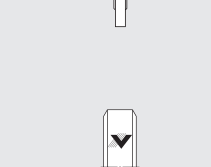
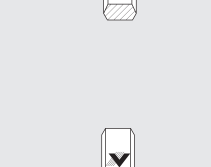
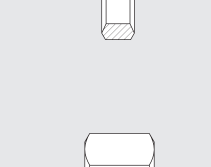
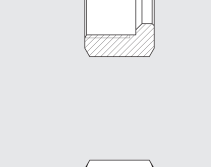
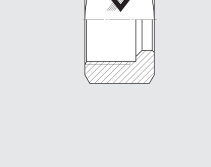
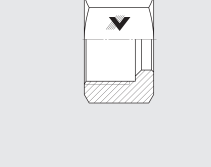
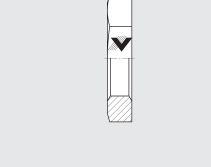
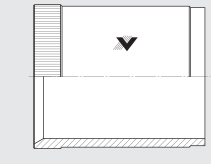

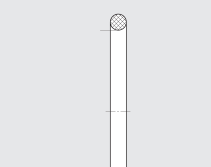
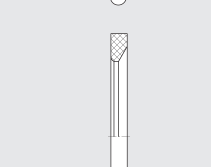
37° Flare Tube Adapters (DIN)

-  **BO SET**
■ 37° Flared Tube Adapter
-  **B M**
■ Nut
-  **B DH**
■ Sleeve
-  **B KR**
■ Adaptor Ring
37°/24° Flareless

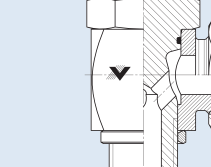
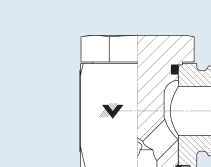
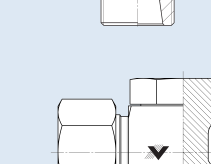
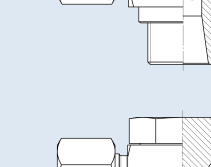
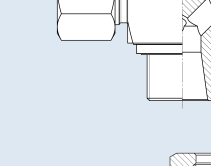
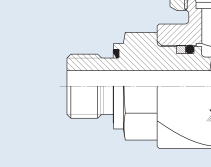
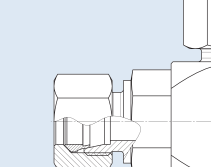
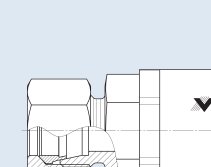
Blanking Plugs

-  **VSCH R/M**
■ Blanking Plug for ports
BSPP or Metric Parallel - Metallic Seal
-  **VSCH R/M - WD**
■ Blanking Plug for ports
BSPP or Metric Parallel - Elastomer Seal
-  **VSCH ODR**
■ Blanking Plug for ports
ISO 6149
-  **VSTO OD**
■ Blanking Cap for cone
24° Flareless
-  **EVSV**
■ Blanking Plug for tube ends
24° Flareless
-  **VSCH 910**
■ Blanking Plug DIN 910

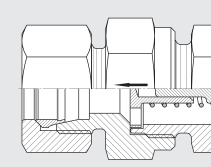
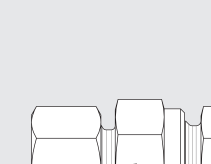
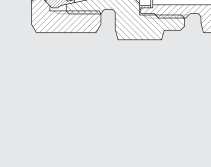
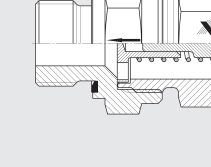
Components

-  **SDR / PDR**
■ Cutting Ring
-  **PDRE**
■ Cutting Ring with PTFE
soft seal
-  **VKR**
■ Ferrule Ring
-  **KD PTFE**
■ Retained Soft Seal Ring
-  **KD V**
■ Retained Soft Seal Ring
-  **DKRA**
■ Seal Edge Ring External
-  **DKRI**
■ Internal metallic seal ring
-  **UM (no coating)**
■ Nut DIN 3870
-  **UM easy (wax coating)**
■ Nut - easy DIN 3870
-  **UM Low friction (special coating)**
■ Nut - low friction DIN 3870
-  **GM**
■ Lock Nut DIN 80705
-  **VSH**
■ Reinforcing sleeve
-  **ESH**
■ Tube Insert
-  **ODR (FKM / NBR)**
■ O-Ring
-  **WDR (FKM / NBR)**
■ Elastic Soft Seal Ring
DIN 3869
-  **VM S**
■ Pre-Assembly Jigs hardened

Banjo and Swivel Couplings

-  **EWHV R/M**
■ High Pressure Banjo Elbow
24° Flareless/BSPP or Metric Parallel - Metallic Seal
-  **EWHV R/M - WD**
■ High Pressure Banjo Elbow
24° Flareless/BSPP or Metric Parallel - Elastomer Seal
-  **ETHV R/M**
■ Double Banjo coupling
24° Flareless/BSPP or Metric Parallel - Metallic Seal
-  **ETHV R/M - WD**
■ Double Banjo coupling
24° Flareless/BSPP or Metric Parallel - Elastomer Seal
-  **DGWESV R/M - WD**
■ Swivel Banjo Coupling
24° Flareless/BSPP or Metric Parallel - Elastomer Seal
-  **DGWSV**
■ Swivel Banjo Coupling
24° Flareless/24° Flareless
-  **GEDV R/M - WD**
■ Swivel Male Stud Coupling
24° Flareless/BSPP or Metric Parallel - Elastomer Seal
-  **GDVV**
■ Swivel Male Stud Coupling
24° Flareless/24° Flareless

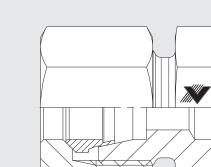
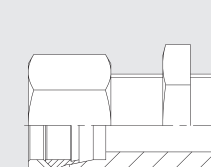
Check Valves

-  **RSV**
■ Check Valve Tube Connection
24° Flareless/24° Flareless
-  **RSVV R/M - WD**
■ Check Valve Tube Connection
24° Flareless/BSPP or Metric Parallel - Elastomer Seal
-  **RSVZ R/M - WD**
■ Check Valve Tube Connection
24° Flareless/BSPP or Metric Parallel - Elastomer Seal
-  **RSVI - R**
■ Check Valve BSPP Connection
Female BSPP/Female BSPP

Alternating Valves

-  **TWV**
■ Shuttle Valve Tube Connection
24° Flareless

24° Flareless- JIC Adapter

-  **GV AGJ**
■ Adapter
24° Flareless / JIC
-  **GSV AGJ**
■ Bulkhead Adapter
24° Flareless / JIC